



# LACUNZA

*Natural comfort*







## Lacunza is... **HISTORY**

Our roots lie in the Sakana valley, in the Navarre region of Spain. We were born and raised here, and our business is marked by more than 50 years of work and a non-stop forward path.

For more than half a century, we have forged our business' unique personality based on the sustainability of the environment, innovation, technology, design and customer orientation.

From the original iron foundry and subsequent cookstove and fireplace factory, LACUNZA has undergone a remarkable evolution and development. This is evidenced in our range of products, models, materials and energy sources, as well as the continued incorporation of quality, innovation and design into all our products.

## Lacunza is... **COMMITMENT**

At LACUNZA, we have set a benchmark for cookstoves, wood-burning stoves and fireplaces. We design, manufacture and market all our products.

Our greatest strength is our personnel and their commitment to our company. We strive to foster respect for the social, economic and environmental surroundings and through this, we give back to the environment.

## Lacunza is... **SUSTAINABILITY**

At LACUNZA, the importance of taking care of our forests is clear to us. Our manufacturing goal is for all our products to have the greatest energy efficiency with the smallest ecological footprint possible. We care for and replant forests that provide one of the greatest sources of heat and energy: wood.





Silver 1000



Silver 800

## CHARACTERISTICS

- Carbon steel insert in 800 and 1000mm options
- Black Vermiculite interior panels
- Two 5 speed optional centrifugal fans 300m<sup>3</sup> p / h
- Removeable ash pan
- Full glass door
- 200mm Flue connection
- Double combustion
- Includes 4 sided colour coded frame
- 800 Silver = 12 kW / h EUR
- 1000 Silver = 14 kW / h EUR
- Fully certified to AS/NZS 4012, 4013 and 2918
- Overnight Burn time up to 9.5 hrs
- Heating Capacity up to 350sqm (For 1000 model)
- Zero Clearance Box available
- Refractory brick and cast iron internal base



Optional Fans Digitally Controlled



# Nickel



Nickel 1000



Nickel 800

## CHARACTERISTICS

- Carbon steel double sided insert in 800 and 1000mm options
- Black vermiculite interior panels
- Black refractory stone base
- Removeable ash pan
- Full glass doors opening from both sides
- 200mm Flue connection
- Double combustion control
- Includes two 4 sided colour coded frames
- 800 Nickel = 15 kW / h EUR
- 1000 Nickel = 22 kW / h EUR
- Fully certified to AS/NZS 4012, 4013 and 2918
- Overnight Burn time up to 8.5 hrs
- Heating Capacity up to 425sqm (For 1000 model) Zero Clearance Box available
- Refractory brick and cast iron internal base
- External air intake possible with supplied connector



Room Divider





# Freestanding



## Atlantic 603



Atlantic 603

### CHARACTERISTICS

- Steel stove 60cm wide and 85cm high
- Black Vermiculite interior
- Full glass door
- Removeable ash pan
- Cast Iron internal base
- Double combustion control with air wash
- 150mm flue top connection
- Atlantic 600 = 12 kW / h EUR
- Fully certified to AS/NZS 4012, 4013 and 2918
- Overnight Burn time up to 9.5 hrs
- Heating Capacity up to 240sqm
- Three air controls for primary, secondary and double combustion
- Includes rear heat shield

## Committed to **QUALITY**

We are a company focused on the design, manufacture and marketing of cook stoves, wood-burning stoves and fireplaces. Through a Quality Management System based on ISO 9001, we undertake to comply with applicable requirements and to continually improve the effectiveness of the Quality Management System.



## Atlantic 613



## Silver F/S



Atlantic 613

### CHARACTERISTICS

- Steel stove 60cm wide and 110cm high
- Black Vermiculite interior
- Full glass door
- Removeable ash pan
- Cast Iron internal base
- Double combustion control with air wash
- 150mm flue top connection
- Atlantic 613 = 13 kW / h EUR
- Fully certified to AS/NZS 4012, 4013 and 2918
- Overnight Burn time up to 10.5 hrs
- Heating Capacity up to 290sqm
- Three air controls for primary, secondary and double combustion
- Includes rear heat shield

### Dedication to **SERVICE**

Our main commitment to our customers is to offer them more than the guaranteed quality of our products. Our commitment and proposal is to make our services synonymous with trust and quick, comfortable and efficient relationships. At LACUNZA, we openly seek and promote mutual loyalty and offer our own Technical Assistance Service to ensure that the product experience is always the best.



Silver 1000 Freestanding

### CHARACTERISTICS

- Carbon steel in 800 and 1000mm options
- Black Vermiculite interior panels
- Two 5 speed optional centrifugal fans 300m3 p / h
- Removeable ash pan
- Full glass door
- 200mm Flue connection
- Double combustion control
- 800 Silver = 12 kW / h EUR
- 1000 Silver = 14 kW / h EUR
- Fully certified to AS/NZS 4012, 4013 and 2918
- Overnight Burn time up to 9.5 hrs
- Heating Capacity up to 340sqm (For 1000 model)
- Refractory brick and cast iron internal base



Optional Fans Digitally Controlled



Silver 800 Freestanding



## Silver F/S W/B



## Verona F/S



Silver 1000 Log Storage Base

### CHARACTERISTICS

- Carbon steel in 800 and 1000mm options
- Black Vermiculite interior panels
- Two 5 speed optional centrifugal fans 300m<sup>3</sup> p / h
- Removeable ash pan
- Full glass door
- 200mm flue connection
- Double combustion control
- 800 Silver = 12 kW / h EUR
- 1000 Silver = 14 kW / h EUR
- Fully certified to AS/NZS 4012, 4013 and 2918
- Overnight Burn time up to 9.5 hrs
- Heating Capacity up to 340sqm (For 1000 model)
- Refractory brick and cast iron internal base



Verona 1000 Freestanding



### CHARACTERISTICS

- Carbon steel double sided 1000mm
- Black vermiculite panels
- Black refractory stone base
- Removeable ash pan
- Full glass doors
- 200mm Flue connection
- Double combustion control
- 1000 Verona = 22 kW / h EUR
- Fully certified to AS/NZS 4012, 4013 and 2918
- Overnight Burn time up to 8.5 hrs
- Heating Capacity up to 425sqm
- Refractory brick and cast iron internal base
- External air intake possible with supplied connector



Optional Fans Digitally Controlled



Silver 800 Log Storage Base



## Verona F/S W/B



Verona F/S W/B

### CHARACTERISTICS

- Carbon steel double sided 1000mm
- Black vermiculite panels
- Black refractory stone base
- Removeable ash pan
- Full glass doors
- 200mm Flue connection
- Double combustion control
- 1000 Verona = 22 kW / h EUR
- Fully certified to AS/NZS 4012, 4013 and 2918
- Overnight Burn time up to 8.5 hrs
- Heating Capacity up to 425sqm
- Refractory brick and cast iron internal base
- External air intake possible with supplied connector

Committed to  
**QUALITY**

We are a company focused on the design, manufacture and marketing of cook stoves, wood-burning stoves and fireplaces. Through a Quality Management System based on ISO 9001, we undertake to comply with applicable requirements and to continually improve the effectiveness of the Quality Management System.







External Dimensions  
Including Frame  
Width \* Height \* Depth

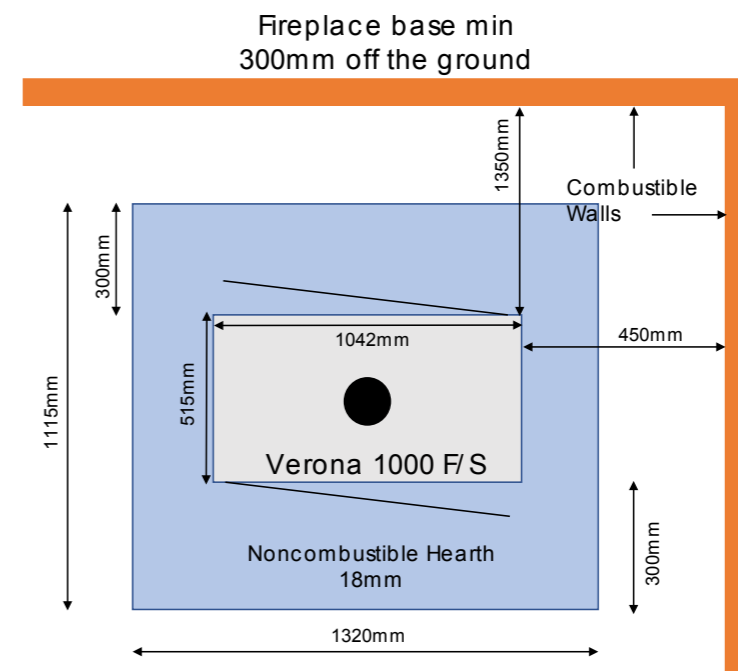
## Technical Information

Model	External dimensions (excluding finishing frame for in built) Width * Height * Depth	Efficiency % EUR	Efficiency % AUS	Heating Capacity Up to	O/Night Burn Up to	g / kg Emissions	Weight kg	Flue Size mm	Hearth Thickness	Zero Clearance Box
Silver 800 In-Built	800*520*445	80	70	300sqm	8.5hrs	0,9	107	200	^	Yes
Silver 1000 In-Built	1000*520*445	80	65	350sqm	9.5hrs	0,7	132	200	^	Yes
Silver 800 F/S	800*520*445	80	70	300sqm	8,5hrs	0,9	107	200	25mm**	N/A
Silver 1000 F/S	1000*520*445	80	65	350sqm	9.5hrs	0,7	132	200	18mm**	N/A
Silver 800 F/S W/B	800*892*445	80	70	300sqm	8.5hrs	0,9	137	200	25mm**	N/A
Silver 1000 F/S W/B	1000*892*445	80	65	350sqm	9.5hrs	0,7	162	200	18mm**	N/A
Nickel 800 In-Built	800*590*510	80	64	375sqm	8.5hrs	0,9	130	200	^	Yes
Nickel 1000 In-Built	1000*590*510	75	60	425sqm	8.5hrs	0,9	140	200	^	Yes
Verona F/S	1042*618*515	75	60	425sqm	8.5hrs	0,9	140	200	18mm**	N/A
Verona F/S W/B	1042*951*515	75	60	425sqm	8.5hrs	0,9	170	200	18mm**	N/A
Atlantic 603	600*850*400	85	67	240sqm	9.5hrs	0,5	90	150	6mm	N/A
Atlantic 613	600*1100*400	78	64	290sqm	10.5hrs	0,5	125	150	18mm	N/A

^ See relevant product Zero Clearance Box manual

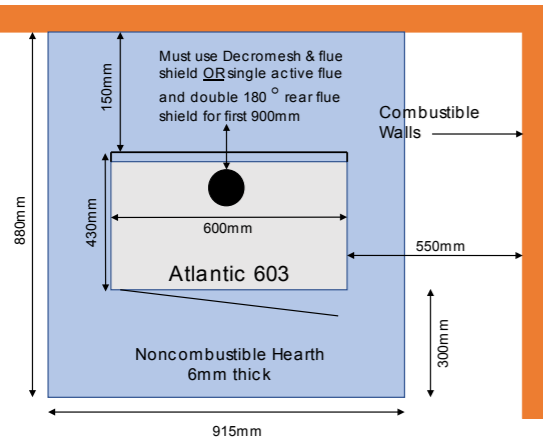
\*\* Fireplace base must be a minimum of 300mm off the ground

### Verona F/S Diagram

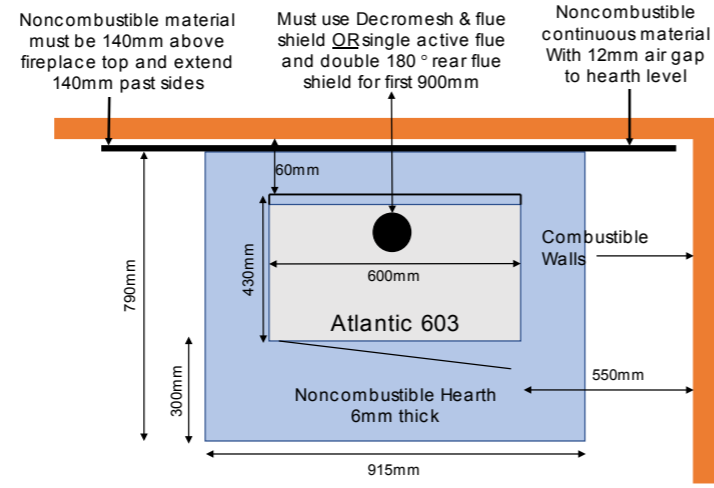




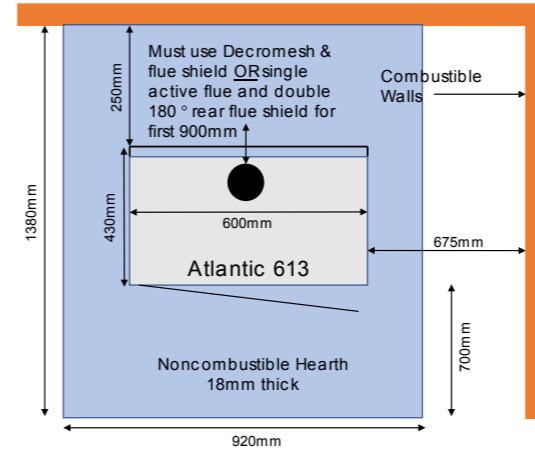
**Atlantic 603**  
Clearance Diagram



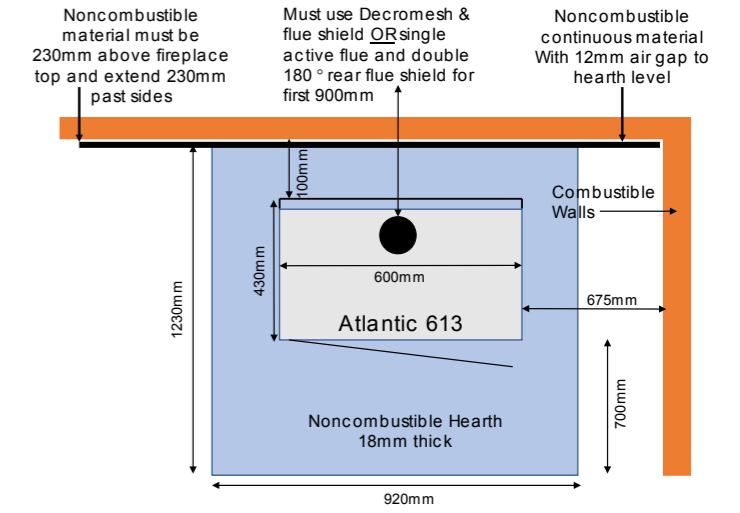
**Atlantic 603**  
Clearance Diagram with wall shield



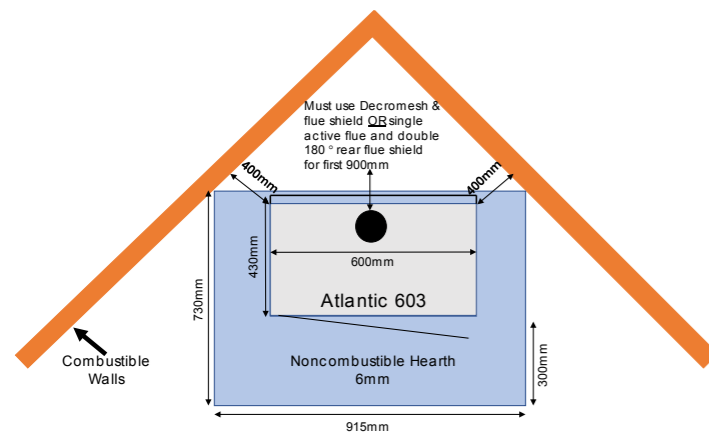
**Atlantic 613**  
Clearance Diagram



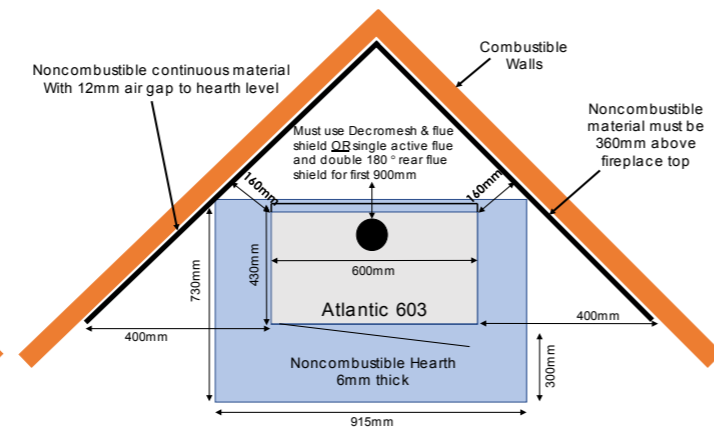
**Atlantic 613**  
Clearance Diagram with wall shield



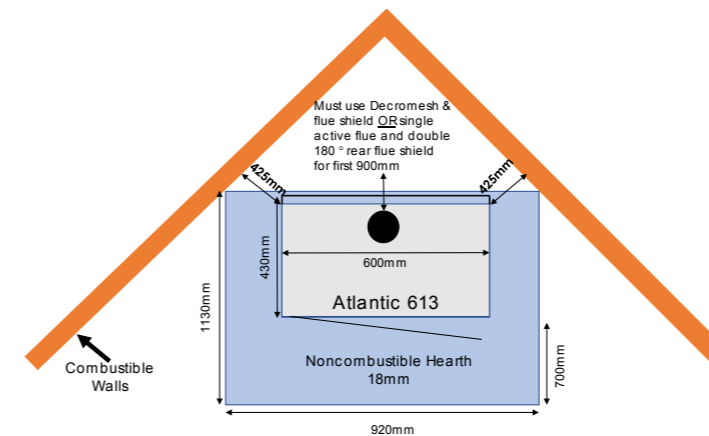
**Atlantic 603**  
Clearance Diagram Corner



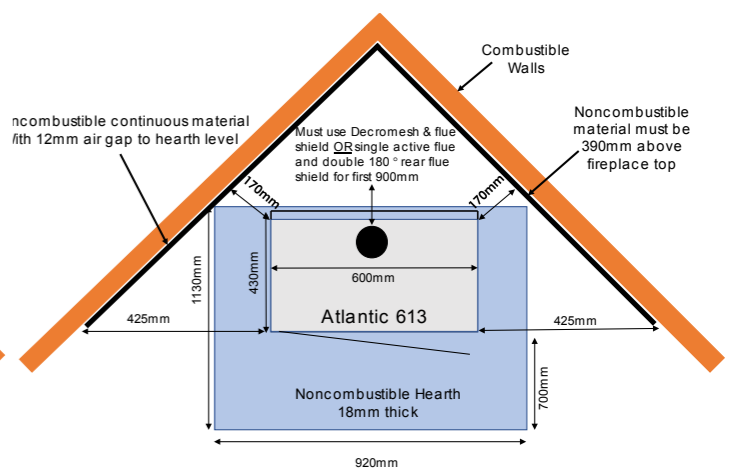
**Atlantic 603**  
Clearance Diagram Corner with wall shield



**Atlantic 613**  
Clearance Diagram Corner

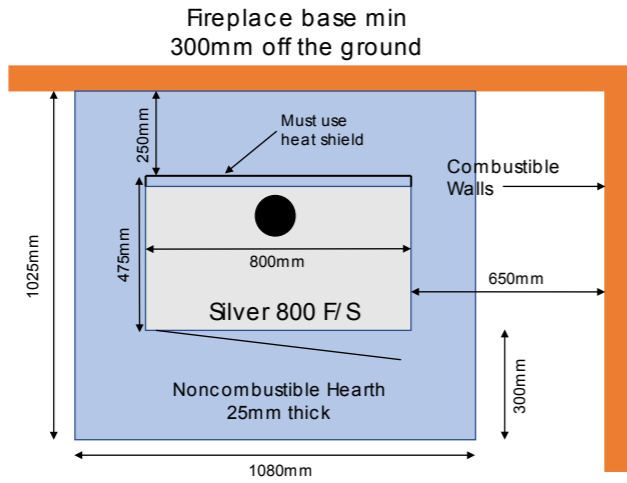


**Atlantic 613**  
Clearance Diagram Corner with wall shield

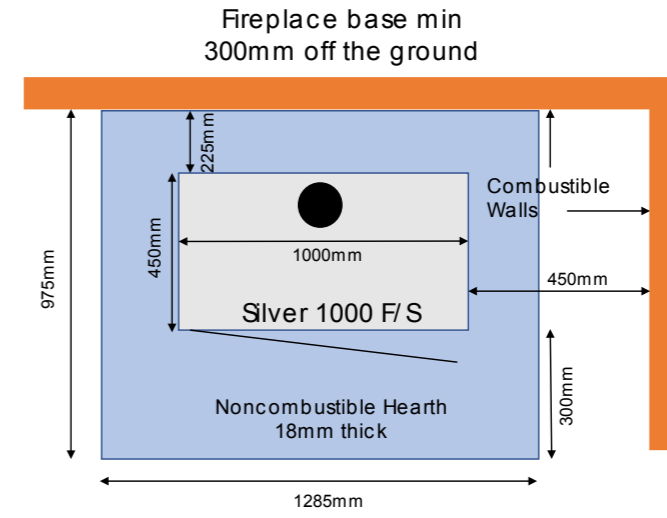




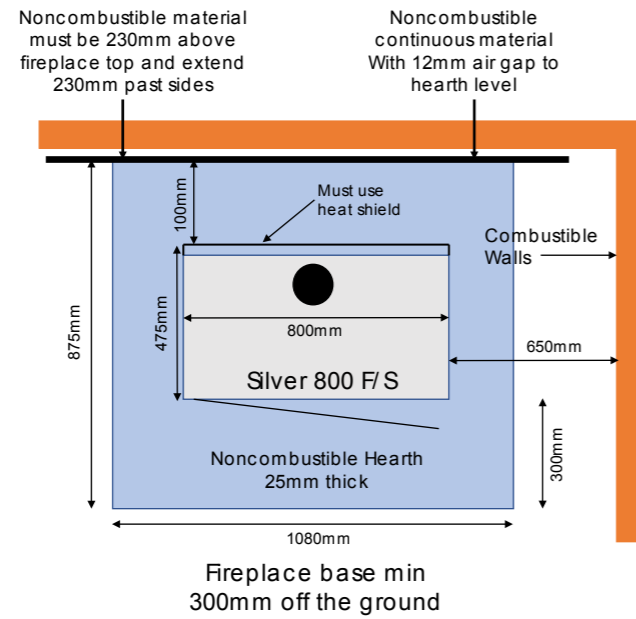
**Silver 800 F/S Clearance Diagram**



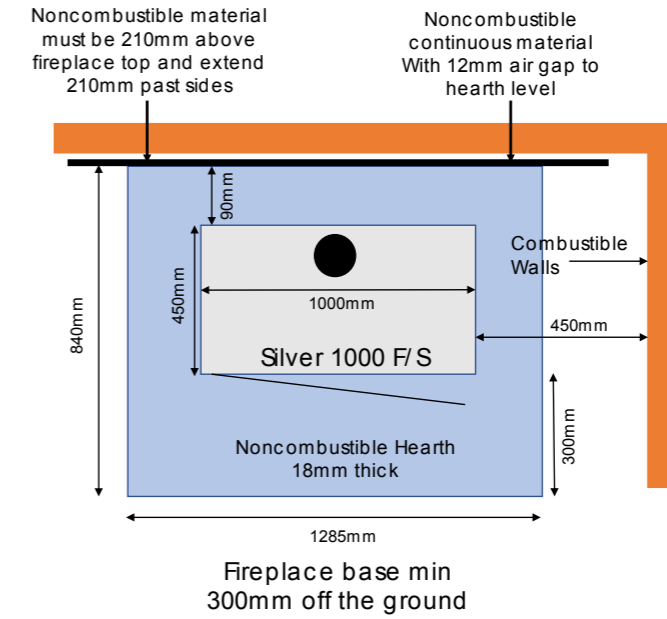
**Silver 1000 F/S Clearance Diagram**



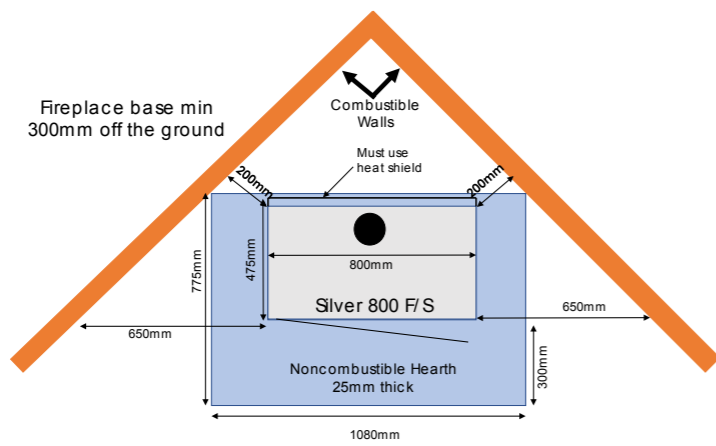
**Silver 800 F/S Clearance Diagram with wall shield**



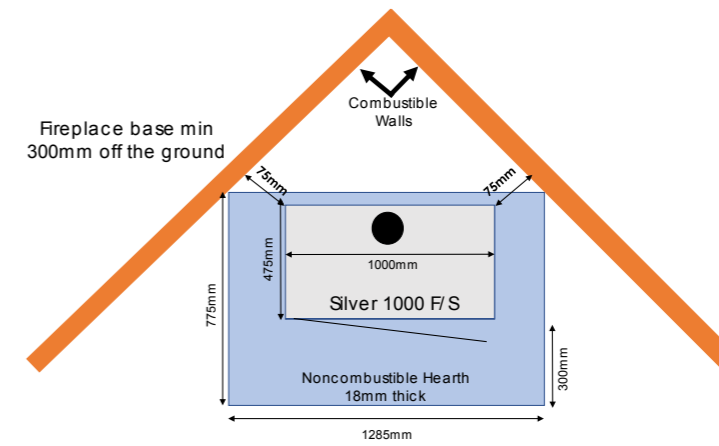
**Silver 1000 F/S Clearance Diagram with wall shield**



**Silver 800 F/S Clearance Diagram Corner**



**Silver 1000 F/S Clearance Diagram Corner**











# LACUNZA

*Natural comfort*



Le label  
du chauffage  
au bois



[info@lacunza.com.au](mailto:info@lacunza.com.au)  
[www.lacunza.com.au](http://www.lacunza.com.au)

Lacunza imported by SGB Distributors(Pty) Ltd.