



VERMONT  CASTINGS™

WOOD-BURNING STOVES

TRUE CRAFTSMANSHIP

Vermont Castings was founded on the belief that the stately beauty of cast iron could be combined with the simple utility of wood heat, to craft stoves of value and enduring beauty.

Among the vibrant hills and silver waters of the Green Mountain State is one constant: the promise of American craftsmanship. This is where day after day, year after year, the proud people of Vermont Castings craft each product with hand and heart.

Vermont Castings provides more than heat. It's the warmth that unites. The timeless designs and furniture-quality finish set the scene for intimate memories. No detail is too small, no element insignificant. This is true craftsmanship.

VERMONT  **CASTINGS™**



KEY TECHNOLOGIES

FLEXBURN® TECHNOLOGY

FlexBurn stoves burn with or without a catalyst and achieve up to 15% higher efficiency on low burns with the catalyst in place.



① START UP

- Primary burn started and fueled by fresh air
- Bypass damper is open



② 2-STAGE BURN

- Damper is closed once stove and flue are sufficiently hot, forcing smoke into the secondary combustion chamber
- Additional air feeds combustion of gases for secondary burn

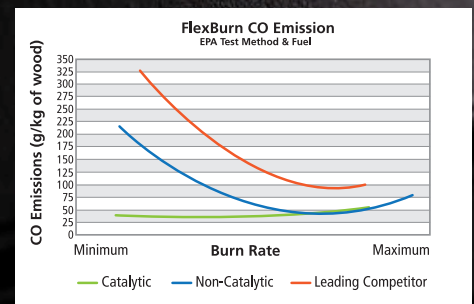
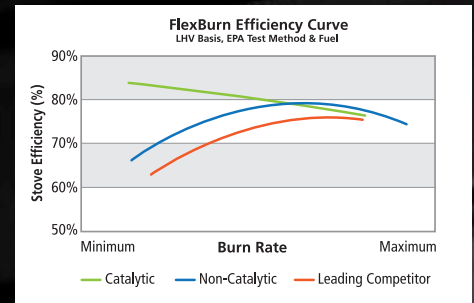


③ 3-STAGE BURN

- With catalyst in place, increased efficiency and lower emissions result from a tertiary burning of gases and CO
- The catalyst also enables combustion at much lower temperatures, extending burn times and saving on fuel costs

SAVE MONEY AND USE LESS WOOD WITH A CATALYST

Increase your heating efficiency and lower your stove emissions, ensuring you get the most out of each load of wood.



TOP LOAD TECHNOLOGY

Our top load technology is second to none and perhaps the most celebrated feature of Vermont Castings stoves.

Top loading lends itself to numerous conveniences and safety features:

- The top load design increases load capacity by allowing you to utilize the entire fire box; load the firebox right to the top for longer burns
- Top loading is safer and cleaner, keeping ash and embers contained
- The smokeless design releases less smoke in your room than loading from the front
- Direct heat to the stovetop results in a superior cooking surface



THERMOSTATICALLY CONTROLLED COMBUSTION

Our unique, built-in thermostat requires no electricity and automatically adjusts the required air for combustion. Just set the stove for the heat output you want and let the thermostat do the rest. The result—longer, more even heat.

CONTINUOUS COMBUSTION CONTROL™ (C3)

Our exclusive C3 technology is tuned to provide optimal burn throughout the life of your fire. From startup to last coals, C3 technology manages all the give-and-take for you, automatically adjusting and delivering just the right amount of air to optimize efficiency and heat output. This heat activated technology requires no electricity or manual air controls. The result – the most consistent, easiest burn you will experience.



DEFIANT WOOD STOVE



Thermostatically
Controlled Combustion



Top Load
Technology

KEY FEATURES



Timeless cast iron styling with a furniture-quality finish



Convenient top load keeps smoke and ash contained and increases load capacity



Exclusive swing-out ash pan allows you to cleanly remove ashes, even when the stove is hot



Cast iron griddle top offers a versatile cooking surface for the stovetop chef



ENCORE WOOD STOVE



Thermostatically
Controlled Combustion



Top Load
Technology

KEY FEATURES



Timeless cast iron styling with a furniture-quality finish



Convenient top load keeps smoke and ash contained and increases load capacity



Exclusive swing-out ash pan allows you to cleanly remove ashes, even when the stove is hot



Cast iron griddle top offers a versatile cooking surface for the stovetop chef





ENCORE

Overseas model shown. Enamel flue not available in Australia.



DEFIANT

ENCORE

OPTIONS & ACCESSORIES



OUTSIDE AIR ADAPTER



CAST IRON TRIVET



VARIABLE SPEED FAN KIT



MAGNETIC STOVE TOP THERMOMETER



CATALYTIC PERFORMANCE PACK



TRANSITION STYLE DOORS




WARMING SHELVES



VERMONT CASTINGS LEATHER GLOVES



CAST IRON STEAMER



COOKING GRILL

STOVE FINISHES



**CLASSIC
BLACK**

AVAILABLE ON:

Defiant

Encore



**BORDEAUX
ENAMEL**

AVAILABLE ON:

Defiant

Encore

Special order only



**MAJOLICA
BROWN ENAMEL**

AVAILABLE ON:

Defiant

Encore

Special order only



**TWILIGHT
ENAMEL**

AVAILABLE ON:

Defiant


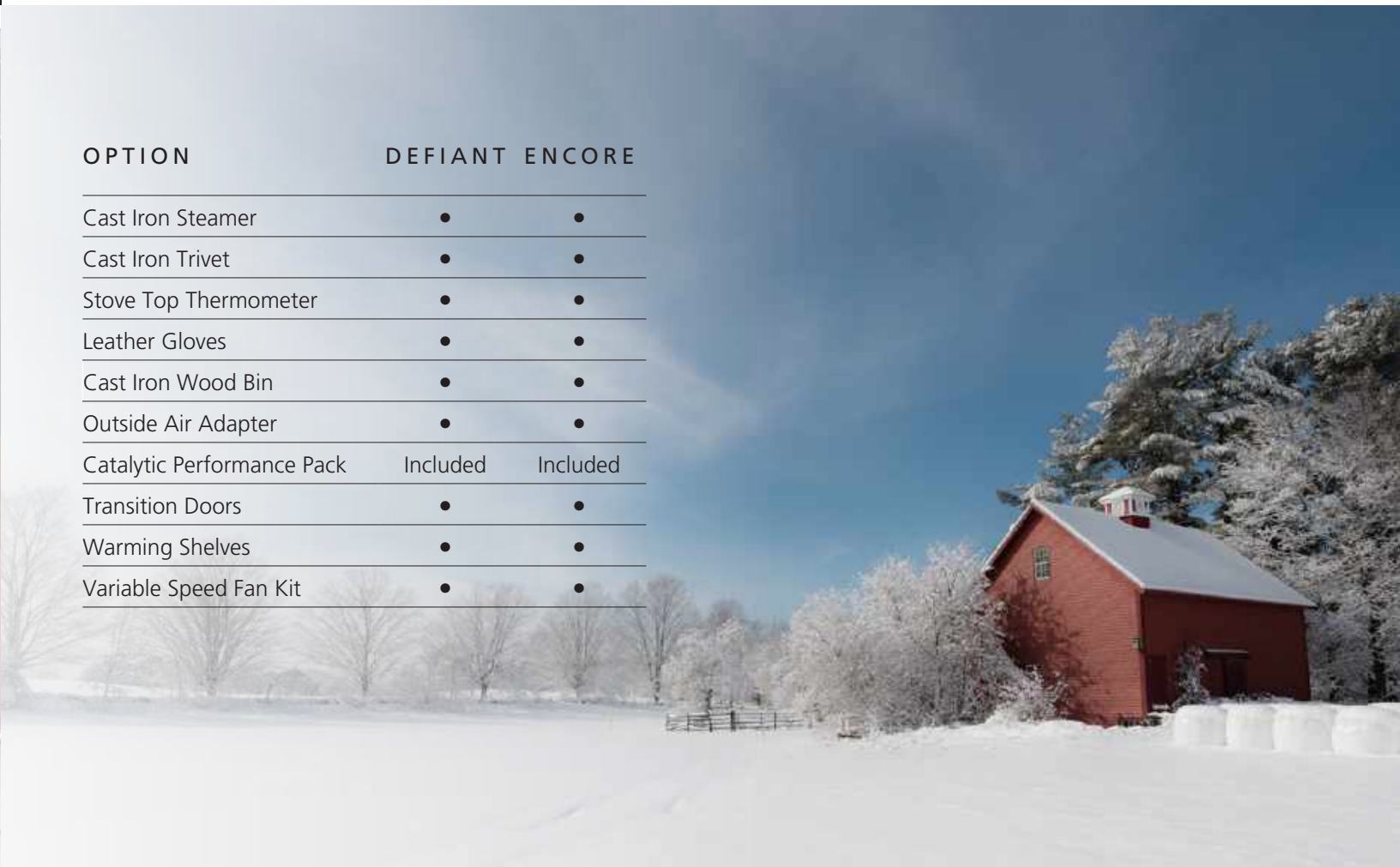
Encore

Special order only

OPTION

DEFIANT ENCORE

Cast Iron Steamer	•	•
Cast Iron Trivet	•	•
Stove Top Thermometer	•	•
Leather Gloves	•	•
Cast Iron Wood Bin	•	•
Outside Air Adapter	•	•
Catalytic Performance Pack	Included	Included
Transition Doors	•	•
Warming Shelves	•	•
Variable Speed Fan Kit	•	•

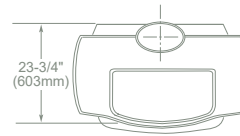


SPECIFICATIONS

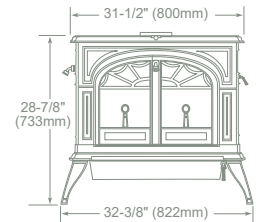
DEFIANT

Heating Capacity	Up to 370m ²
Maximum Burn Time	Up to 20 hrs
Efficiency	65% AVG 81% PEAK
Particulate Emissions	0.5
Firebox Capacity	90 litre
Maximum Log Length	500mm
Actual Weight	235 kg

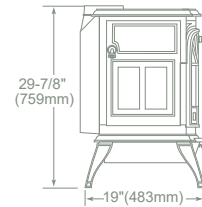
Technologies Thermostatically Controlled
Combustion, Top Load Technology



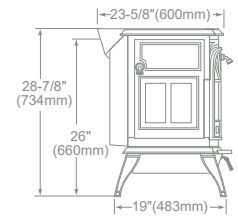
Top



Front



Side - Top Vent

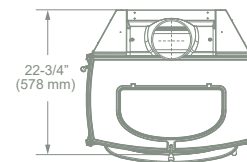


Side - Rear Vent

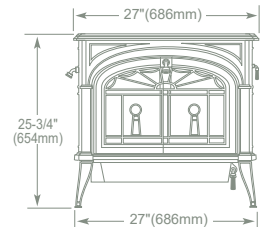
ENCORE

Heating Capacity	Up to 250m ²
Maximum Burn Time	Up to 12 hrs
Efficiency	63% AVG 77% PEAK
Particulate Emissions	0.8
Firebox Capacity	65 litre
Maximum Log Length	457mm
Actual Weight	215 kg

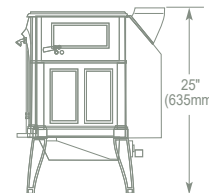
Technologies Thermostatically Controlled
Combustion, Top Load Technology



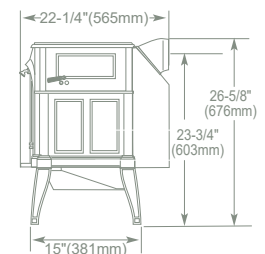
Top



Front



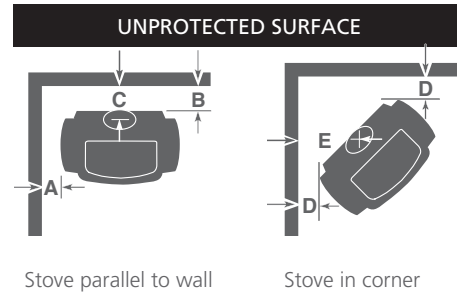
Side - Top Vent



Side - Rear Vent

CLEARANCES

	DEFIANT	ENCORE
Side (A)	525mm	475mm
Rear (B)	125mm	200mm
Centre of flue Rear wall (C)	255mm	275mm
Corner (D)	350mm	300mm
Centre of flue Corner installation (E)	724mm	635mm



Stove parallel to wall

Stove in corner

Minimum floor protection: 1100mm (D) x 945mm (W).

See manual for corner floor protection sizes and diagrams.

Default flue with Decromesh or single rear heat shield only.

Solid flue only permitted with Visionline Safety Vent Air Flue installation.

Refer to manual for complete list of clearances prior to installation.

Oval to round adapter required for installation. (Defiant only).



visionLINE™

Fully tested & compatible with Visionline Air Insulated flue.



LIMITED LIFETIME WARRANTY

The strongest in the industry, Vermont Castings provides a limited lifetime warranty on the most important aspects: firebox and heat exchanger. For full warranty details go to VermontCastings.com.

vermontcastings.com

IMPORTANT - READ BEFORE YOU INSTALL! - Refer to the Owner/Installation Manual for complete clearance requirements and specifications. The images and descriptions in this brochure are provided to assist you in product selection only. Vermont Castings is a registered trademark of Hearth & Home Technologies. Product specifications and pricing subject to change without notice. Fireplace, stove and insert surfaces get extremely HOT and can cause burns if touched. Keep a safe distance away. To learn more visit www.vermontcastings.com/fireplacesafety. ©2020 Hearth & Home Technologies®, All rights reserved.